

*Ahmednagar Jilha Maratha Vidya Prasarak Samaj's*

**New Arts, Commerce and Science College, Shevgaon**



**INTERNAL QUALITY ASSURANCE CELL**

**CRITERION-1: Curricular Aspects**



**FEEDBACK SYSTEM  
2018-19**

## TABLE OF CONTENTS

Sr. No.	Particulars	Page Number
1	Brief Write Up and Feedback Process	3
3	Sample Feedback Forms List	4
4	Feedback Analysis	5- 38



  
**PRINCIPAL**  
New Arts Commerce & Science College  
Shevgaon, Dist. Ahmednagar

## Brief Write Up on Feedback Process of the Institution

**Feedback System:** The College has its own feedback system. The structured feedback forms are obtained from the stake holders' viz. Students, Teachers, Alumni and Parents annually. The Feedback Committee Coordinator distributes blank feedback forms to every department at the beginning of the second term. The head of the concern department distribute them to the stakeholders and collect them once they are filled. Usually feedback forms are obtained in the month of February and March.

Table Indicating Feedback Process of the College				
Stakeholders				Feedback Process
<b>INTERNAL QUALITY ASSURANCE CELL</b>				
Stakeholders				Feedback Process
<b>Parents</b>	<b>Students</b>	<b>Teachers</b>	<b>Alumni</b>	<b>Feedback Form Collection</b>
				<b>Feedback Analysis</b>
				<b>Meetings</b>
				<b>Action Taken Report (ATR)</b>

## **SAMPLE FEEDBACK FORMS 2018-19**

Sample feedback forms filled by Teachers on curriculum, Students on Teacher' s Performance and Curriculum and College Facilities, Parents on Teaching Learning Activities and Alumni on College are given below :

1. Feedback from Faculty / Teachers
2. Teachers Evaluation by Students
3. Evaluation of College by Students
4. Evaluation of College by Parents
5. Alumni Feedback

## **3. FEEDBACK ANALYSIS**

Feedback forms from five department's viz. Geography, Commerce, BBA (CA), Chemistry and BCS from different stakeholders on different aspects have been taken for analysis. However, analysis of feedbacks on curricular aspects of all departments from 2019-20 to 2021-22 is included for the analysis. Report is arranged in the descending order.

### **SAMPLE FEEDBACK ANALYSIS**

#### **3.1: Geography (BA/MA)**

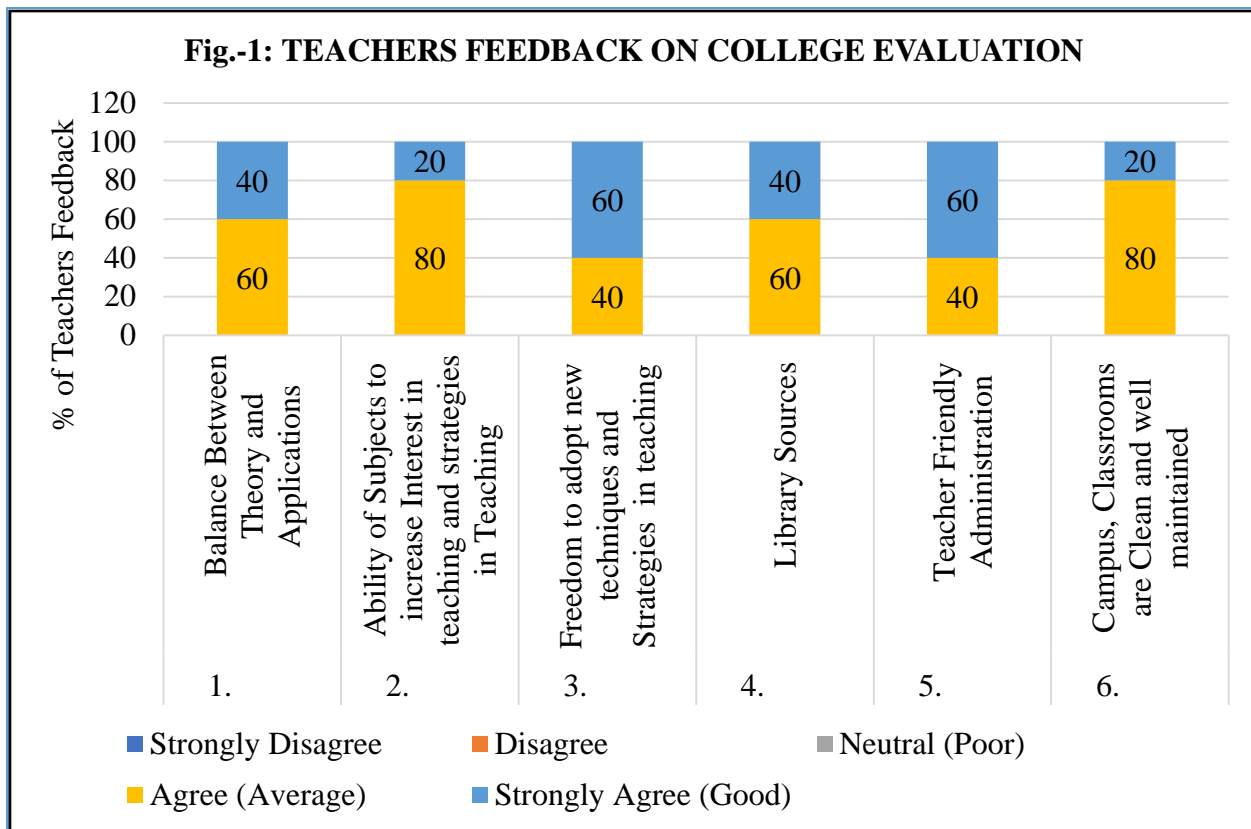
**Academic Year: 2018-19**

#### **1) ANALYSIS OF TEACHERS' FEEDBACK ON COLLEGE**

Three teachers of Geography department have given in their five feedback forms on following six parameters.

1. Balance between course and theory.
2. Ability to increase interest in teaching and subject area.
3. Freedom to adopt new techniques and strategies in teaching.
4. Library sources.
5. Teacher Friendly Administration.
6. Campus is clean and well maintained

The analysis of feedback is summarised in the figure-1. About 40 to 80 percentage of teachers are agreed and about 20 to 60 percentage of teachers are strongly agreed with the aspects of teaching considered for feedback and its analysis.



When we consider aspect-wise analysis, it is essential to note that 60 percent teachers are strongly agree with aspect number three and five whereas 80 percent feedback of teachers indicates that they are agree with aspect number 2) ability of subjects to increase teaching and aspect no 6) campus, classrooms are clean and well maintained by the college .

## **2) ANALYSIS OF STUDENTS FEEDBACK ON TEACHERS' EVALUATION:**

Nineteen students of department of Geography gave their feedback on teaching (three teachers) feedback is taken on following aspects .

1. Punctuality of Teachers
2. Subject Knowledge
3. Use of Modern teaching aids
4. Linking of subject knowledge with life experience
5. Communication Skill
6. Positive Approach

Table-1 : FEEDBACK BY STUDENTS ON TEACHERS

Sr. No.	Rating	Dr. P. Y. Thombare	Mr. K. D. Kamble	Smt. Shital V. Hiwale
1	Average %	-	-	-
2	Good %	12.5	25	-
3	V. Good %	37.5	50	67
4	Excellent%	50	25	33

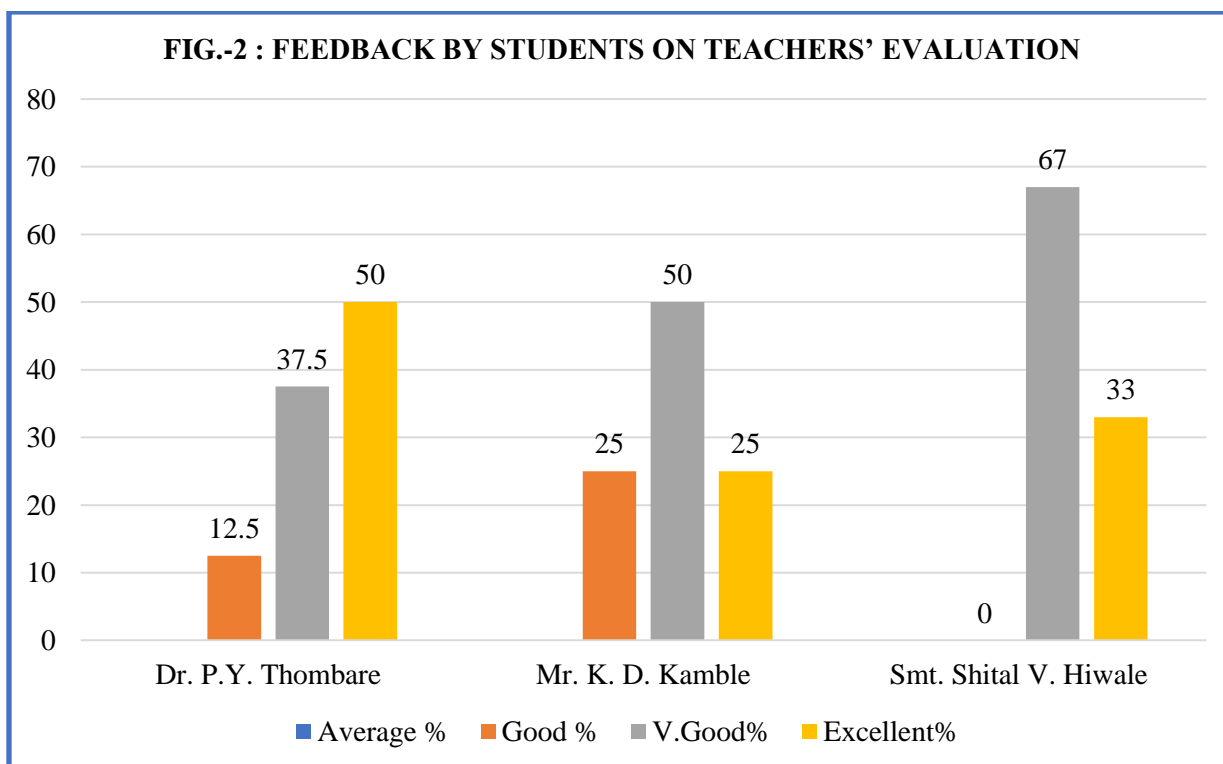


Table-1 and fig-2 clearly show that evaluation of Geography teachers from students in 2018-19. For this analysis, eight students from Geography department were selected at random for evaluation of Dr. P. Y. Thombare and Mr. K. D. Kamble. Excellent score was assigned by 50 per cent of students to Dr. P. Y. Thombare and Mr. K. D. Kamble. Besides this, three students were selected for evaluation of Smt. Shital V. Hiwale. About 33 percent of students give excellent score to Smt. Shital V. Hiwale for overall six aspects. In Short, fig.2 illustrated that, very good and excellent score assigned by students to geography teachers.

### 3) ANALYSIS OF FEEDBACK ON PHYSICAL FACILITIES :

Feedback was taken from fifteen students of Geography department on the following four aspects of Physical Facilities available in college :

1. Infrastructure
2. Parking
3. Drinking water
4. Sanitation Facilities

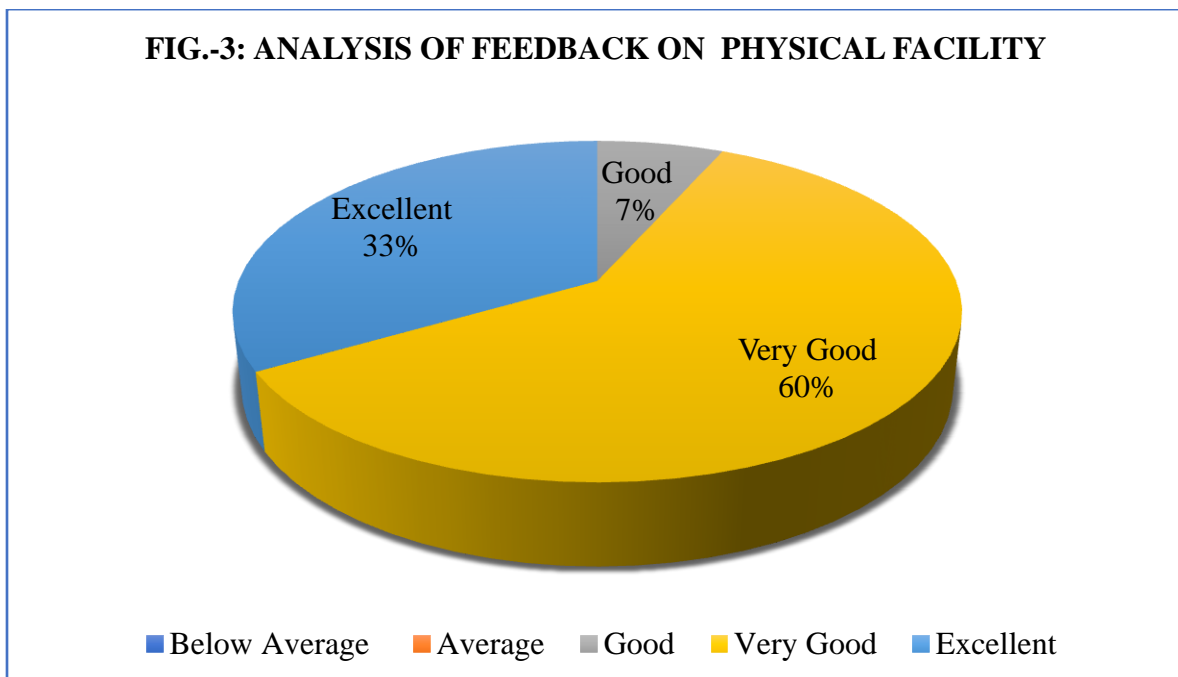
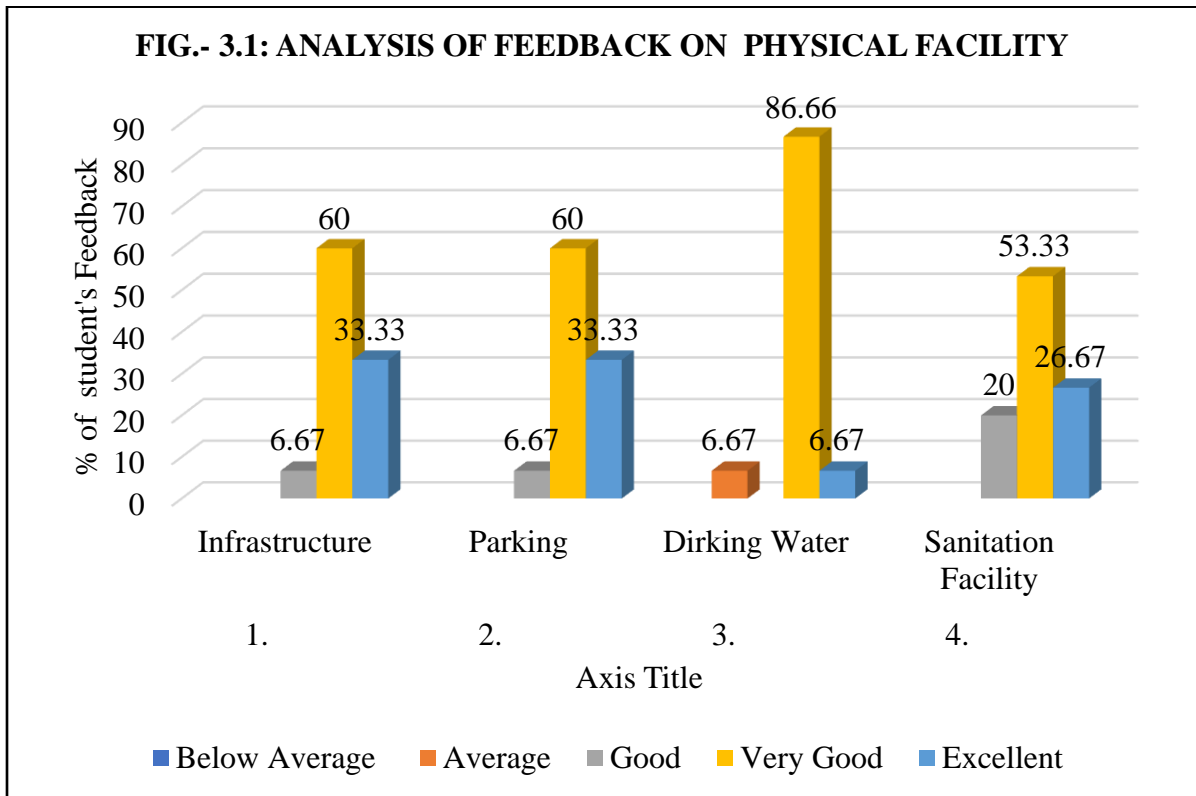


Fig. -3 illustrated that, about 60 percent students assigned very good, 33 per cent gave excellent feedback and 7 per cent feedback is good on infrastructure in college. It is summarised from the fig.3 that, college is fulfil in physical facilities such as infrastructure, parking, drinking water and sanitation .

Following fig.3.1 illustrates aspect-wise feedback on physical facilities assigned by the fifteen students is as follows .



**1. INFRASTRUCTURE:** It is proved from fig. 3.1 that, about 60 percent students assigned very good. About 7 percent assigned good and about 33 per cent gave excellent feedback on infrastructural facilities.



**2. PARKING:** It seems from above fig. -3.1 that, about 60 percent students assigned very Good, about 7 Per cent assigned good and 33 per cent gave excellent feedback on parking facilities available in college.

**3. DRINKING WATER:** About 87 percent students assigned very Good, about 7 Per cent students assigned excellent feedback on Drinking water facilities available in college.

**4. SANTATION FACILITY:** More than 53 percent students gave feedback of very good sanitation facilities available in college whereas, about 27 percent students said that sanitation facility is excellent. Besides this, 20 percent students assigned good score on sanitation facility.

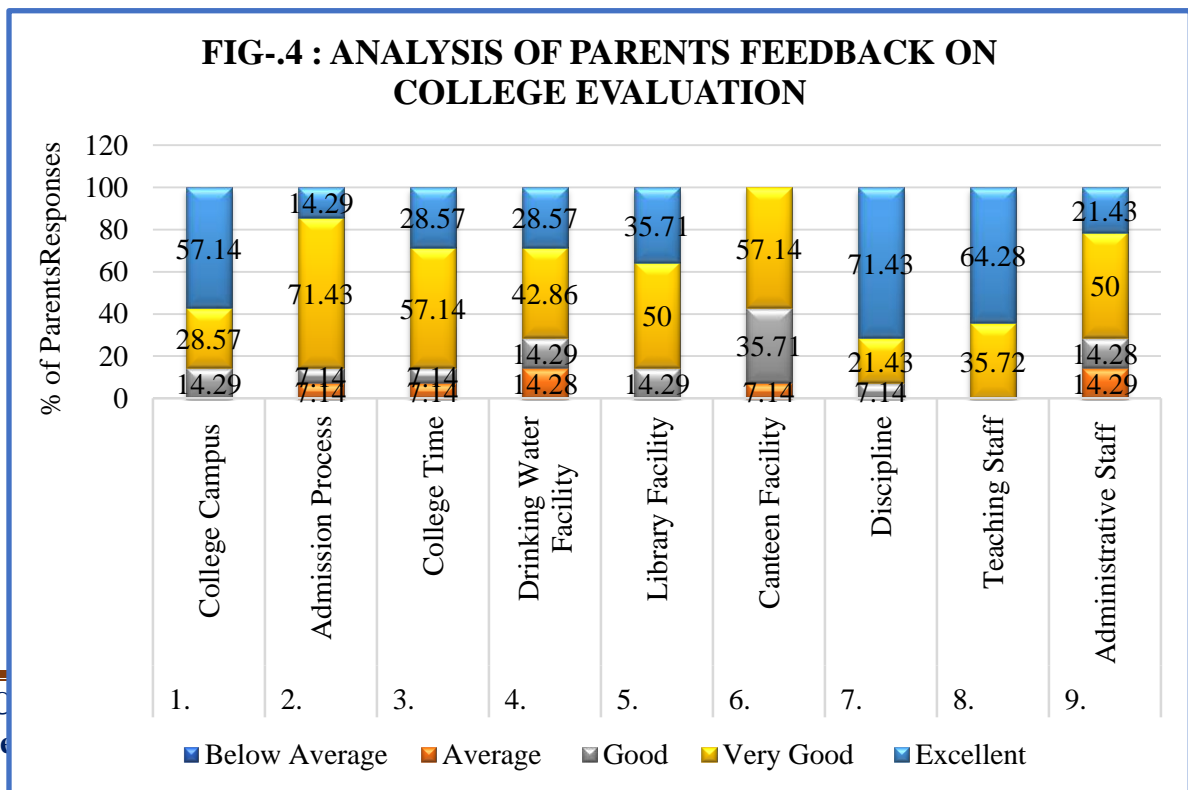
**4) ANALYSIS OF PARENTS FEEDBACK ON OVERALL COLLEGE:**

Parents of 14 Geography students gave their feedback on overall college evaluation .  
 Feedback is taken on following nine aspects

1. College Campus
2. Admission Process
3. College Time
4. Drinking Water facility
5. Library Facility
6. Canteen Facility
7. Discipline
8. Teaching Staff
9. Administrative Staff

Fig. -4 illustrated that, about 14 to 71 percent parents assigned excellent score and about 21 to 71 percent parents assigned very good score to considered nine aspects . College campus, discipline and teaching staff of college is excellent and about 80 percent parents said that teaching staff is excellent and remaining six aspects were very good .

It is summarized that, majority of parents assigned very good and excellent score to college . It is proved from fig .4 that, there is a need to pay attention on drinking water facility and college canteen facility for improvement .



**5) ANALYSIS OF ALUMNI FEEDBACK ON COLLEGE EVALUATION :**

Seven Alumni of department of Geography gave their feedback on overall college evaluation . Feedback is taken on following aspects

1. Courses that Alumni have studied
2. Infrastructure and Lab Facility
3. Method of Teaching
4. Library Collection
5. Learning Resources
6. Admission Process

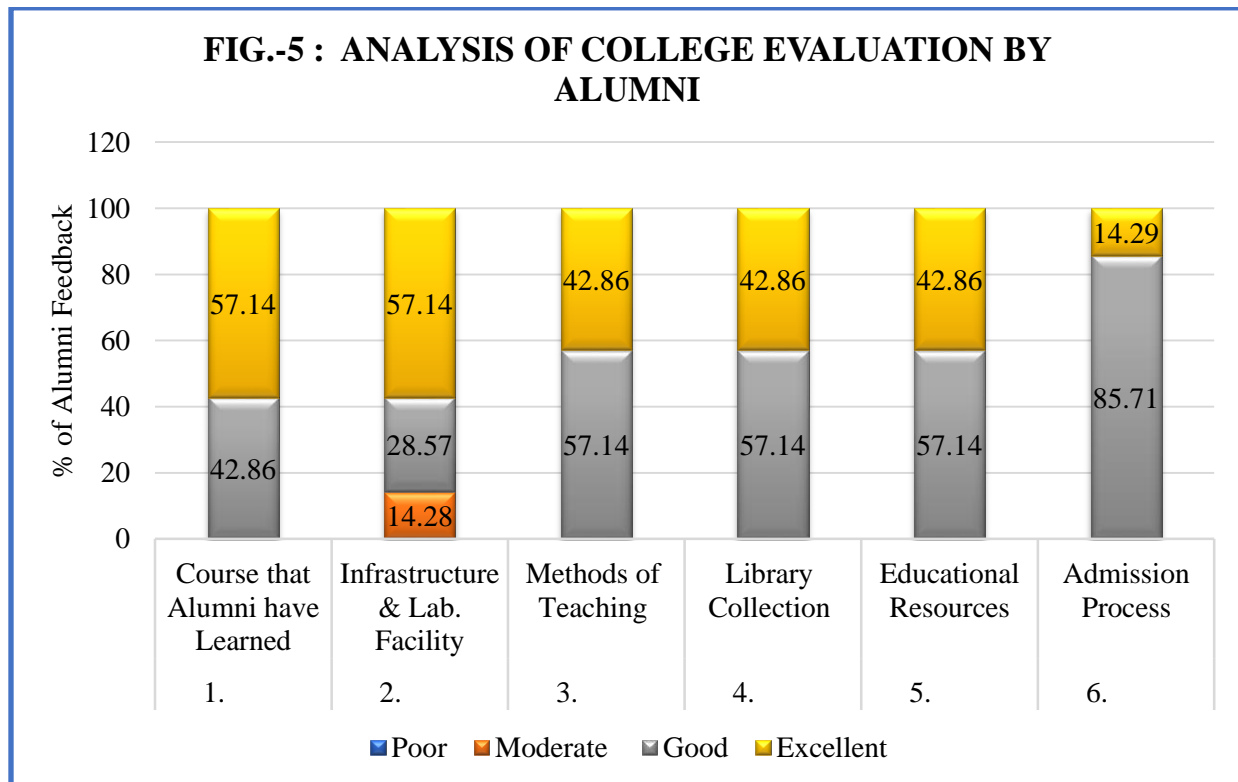


Fig.5 shows, about 14 to 57 percent alumni assigned excellent score and 28 to 86 percent alumni assigned good score for considered six aspects of college . Majority of alumni i.e., 86 percent assigned good score for admission process followed by library collection, educational resources and courses taught in college . More than 57 percent alumni assigned excellent score for courses taught in college and infrastructure and laboratory facilities . admission process is require improving .

## SAMPLE FEEDBACK ANALYSIS

### 3.1 Department of Commerce

Academic Year : 2018-19

Five teachers of Commerce gave their feedback on overall college evaluation . Feedback is taken on following aspects

1. Balance between course and theory .
2. Ability of subjects to increase interest in teaching and subject area .
3. Freedom to adopt new techniques and strategies in teaching .
4. Library sources .
5. Teacher Friendly Administration .
6. Campus is clean and well maintained

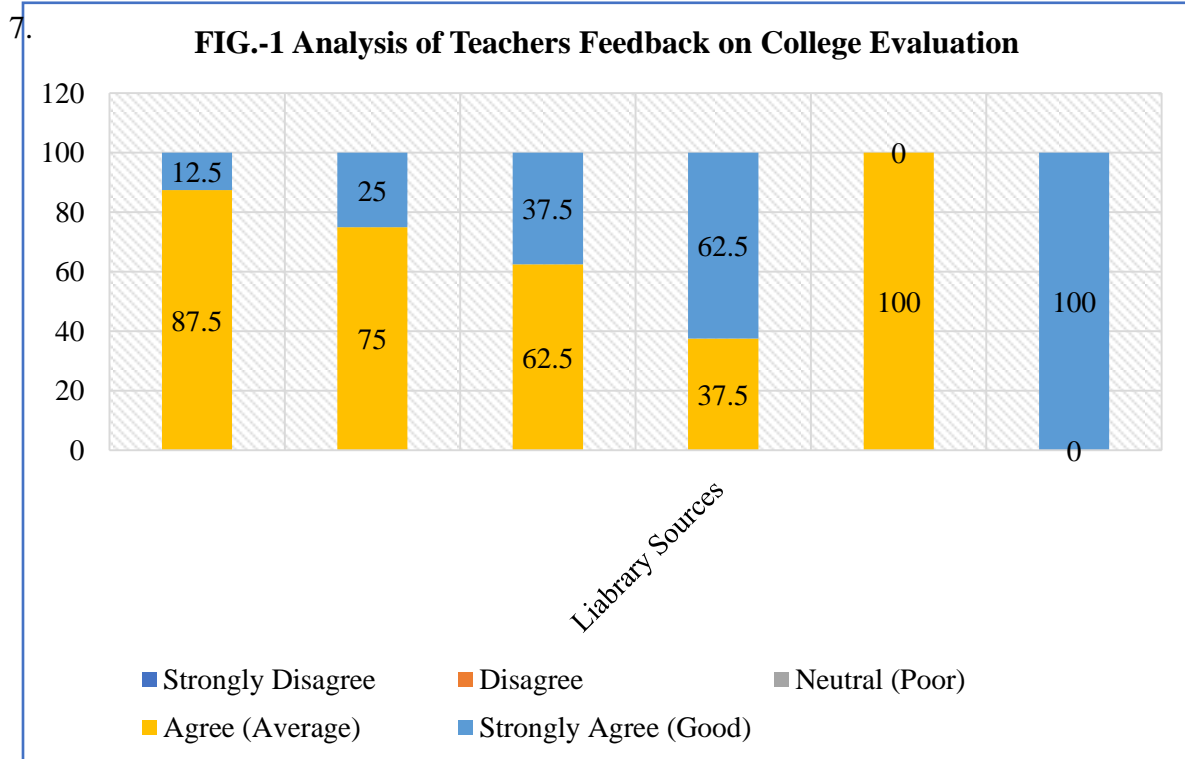


Fig. -1 shows ranges between 12.5 to 100 percent teachers gave good score to college about considered six aspects . There are 37.5 to 100 percent of teachers gave average or satisfactory score to college .

## 2) ANALYSIS OF FEEDBACK OF STUDENTS ON TEACHERS' EVALUATION :

Thirty-Four students of Commerce department gave their feedback on Teaching . Feedback is taken on following aspects .

1. Punctuality of Teachers
2. Subject Knowledge
3. Use of Modern teaching aids
4. Linking of subject knowledge with life experience
5. Communication Skill
6. Positive Approach

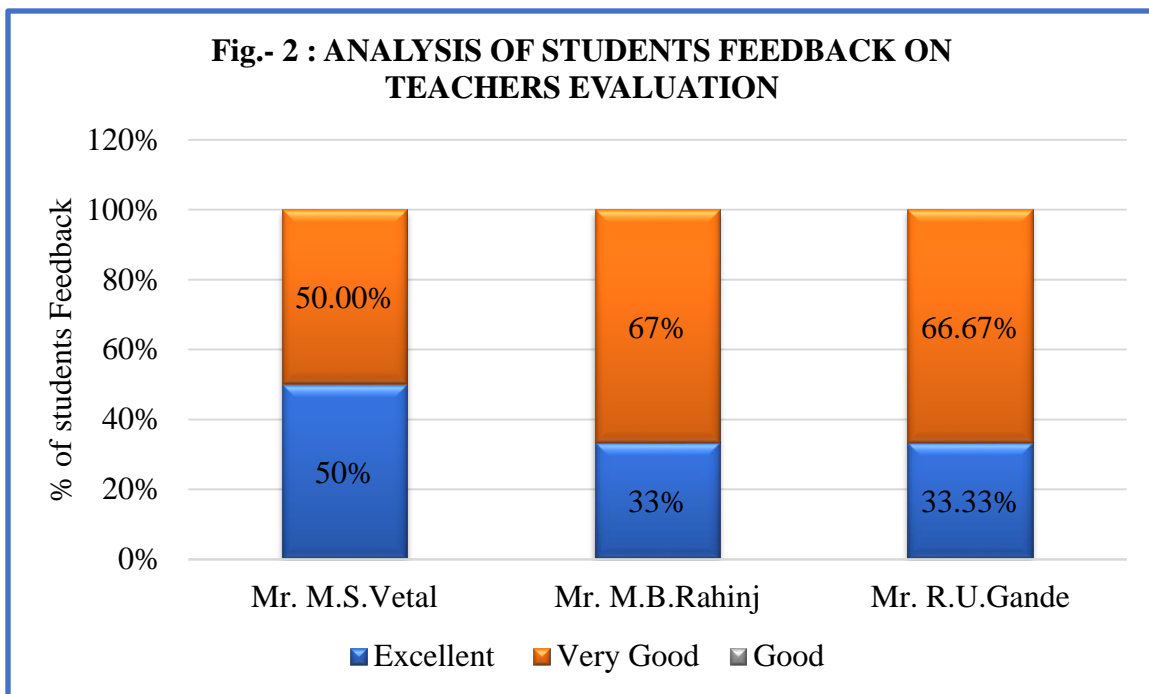


Fig. -3 indicates feedback of students on teachers' evaluation . ranges between about 33 to 50 percent of students of Commerce gave excellent feedback to three teaching faculty . Besides this ranges between about 50 to 68 percent of students of Commerce gave very good feedback to three teaching faculty .

## 3) ANALYSIS OF STUDENTS FEEDBACK ON PHYSICAL FACILITIES :

About ten students of department of Commerce gave their feedback on College evaluation . Feedback is taken on following aspects .

1. Infrastructure

- 2. Parking
- 3. Drinking Water Facility
- 4. Sanitation Facility

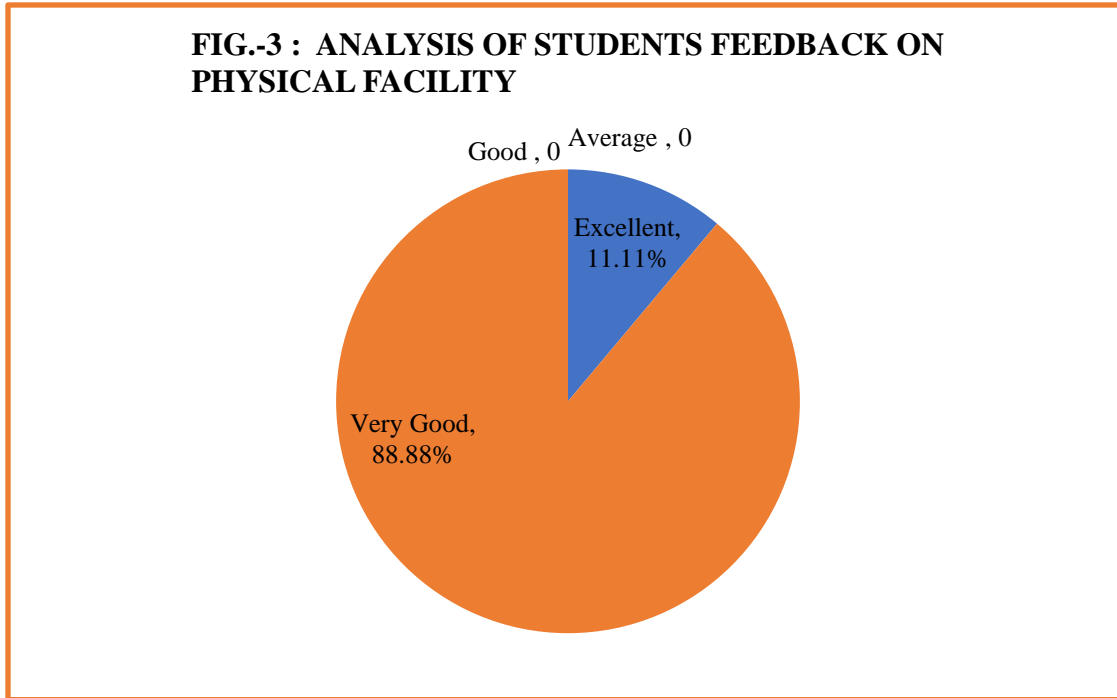


Figure . -3 exhibits that more than 11 percent students gave excellent feedback and 89 percent students assigned very good feedback in terms of available physical facilities in the college .

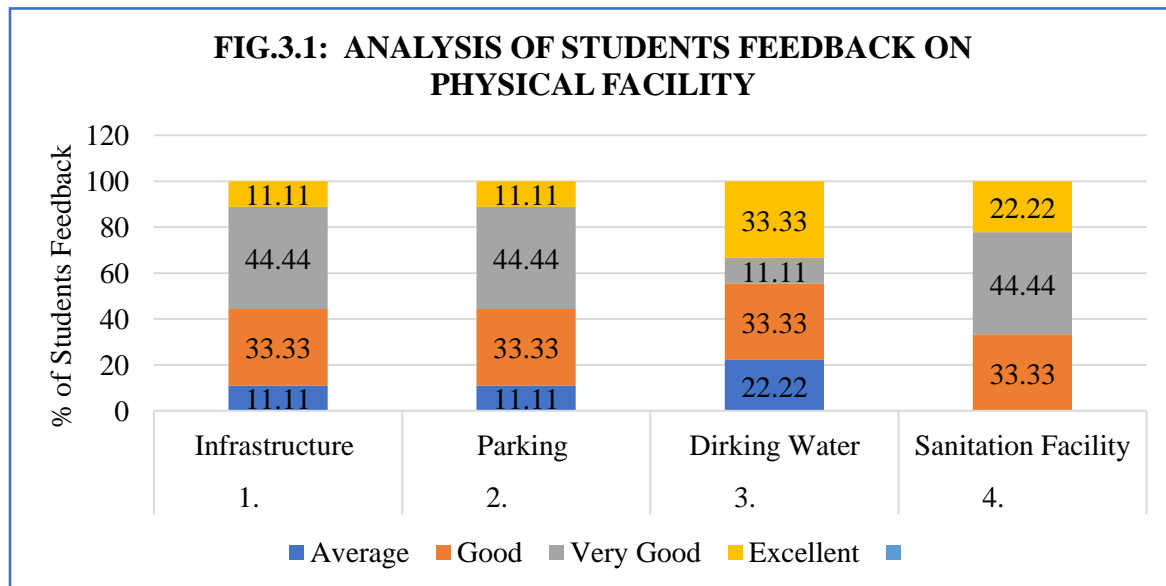


Figure . -3.1 exhibits position of physical facility available in the college . About 11 to 33 percent students gave excellent feedback and about 11 to 44 percent students assigned very good and 33 percent students says that good facility available in the college .

**4) ANALYSIS OF PARENTS FEEDBACK ON OVERALL COLLEGE EVALUATION :**

Parents of 10 students of Commerce department gave their feedback on overall college evaluation . Feedback is taken on following aspects :

1. College Campus
2. Admission Process
3. College Time
4. Drinking Water facility
5. Library Facility
6. Canteen Facility
7. Discipline
8. Teaching Staff
9. Administrative Staff

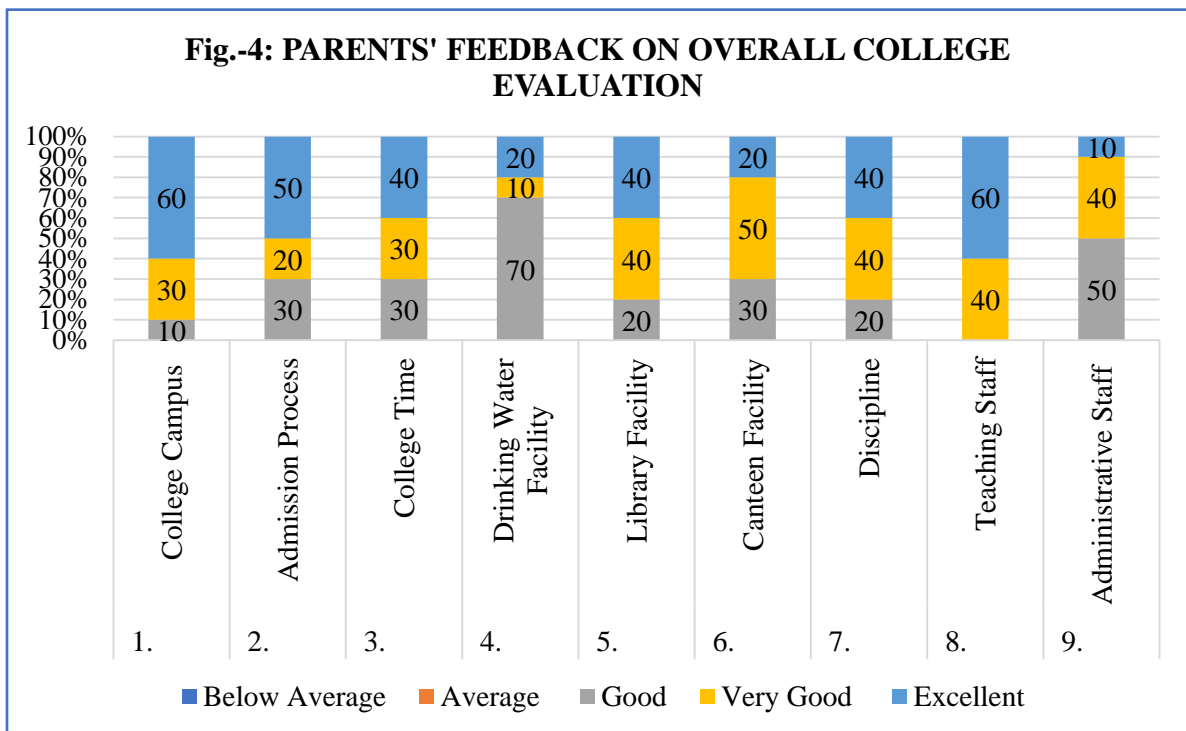


Figure-4 represents parents' feedback on about overall college . Ranges between 10 to 60 percent parents are assigned excellent score about overall impression on college .

About 10 to 40 percent parents gave very good score and 10 to 50 percent students assigned good .

**5) ANALYSIS OF ALUMNI FEEDBACK ON COLLEGE EVALUATION :**

Nine Alumni of Commerce in college gave their feedback on overall college evaluation .

Feedback was taken on following aspects

1. Course that Alumni have Learned
2. Infrastructure and Lab Facility
3. Method of Teaching
4. Library Collection
5. Educational Resources
6. Admission Process

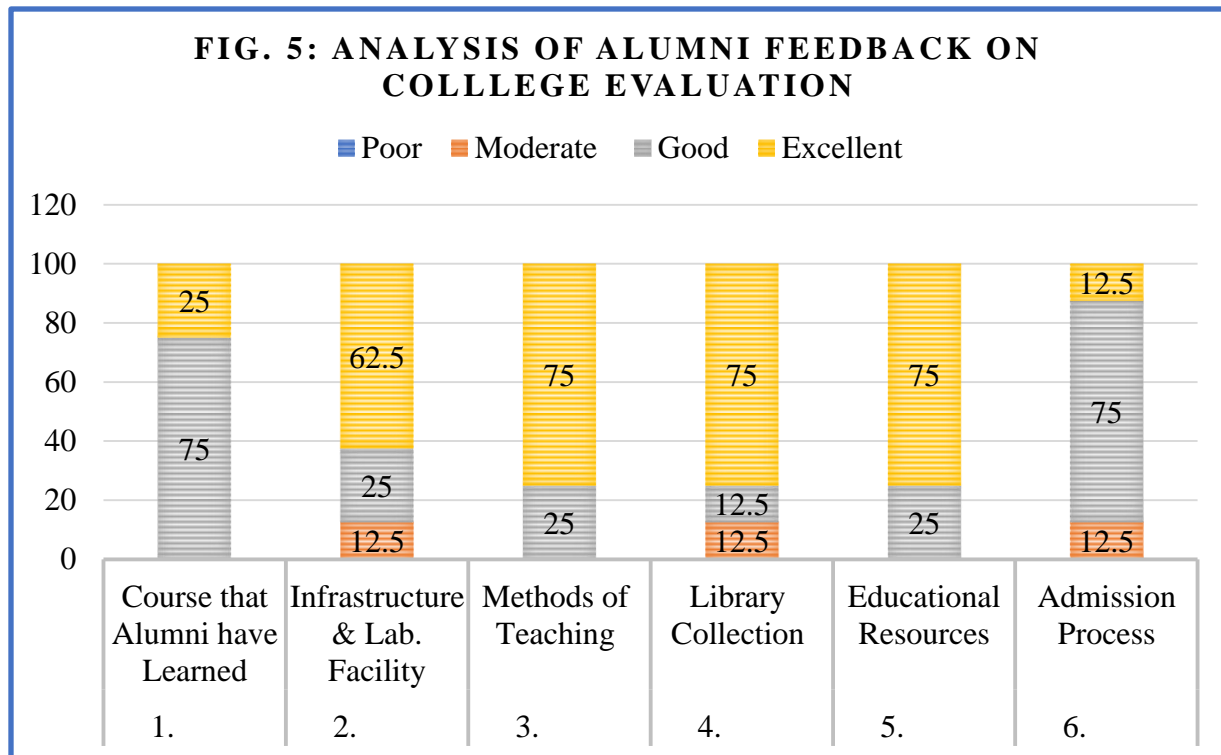


Figure-5 indicates, that Alumni' feedback on college evaluation . Ranges between 12.5 to 62.5 percent alumni gave excellent score and 12.5 to 75 percent alumni are gave good score n and satisfactory on overall college .



## SAMPLE FEEDBACK ANALYSIS

### 3.3: Department of Bachelor of Business Administration (Computer Application) (BBA (CA)) 2018-19 Academic Year : 2021-22

#### 1) ANALYSIS OF TEACHERS' FEEDBACK ON COLLEGE EVALUATION :

Five teachers of BBA (CA) department gave their feedback on overall college evaluation. Feedback is taken on following 6 aspects .

1. Balance between course and theory .
2. Ability of subjects to increase interest in teaching and subject area .
3. Freedom to adopt new techniques and strategies in teaching .
4. Library sources .
5. Teacher Friendly Administration .
6. Campus is clean and well maintained

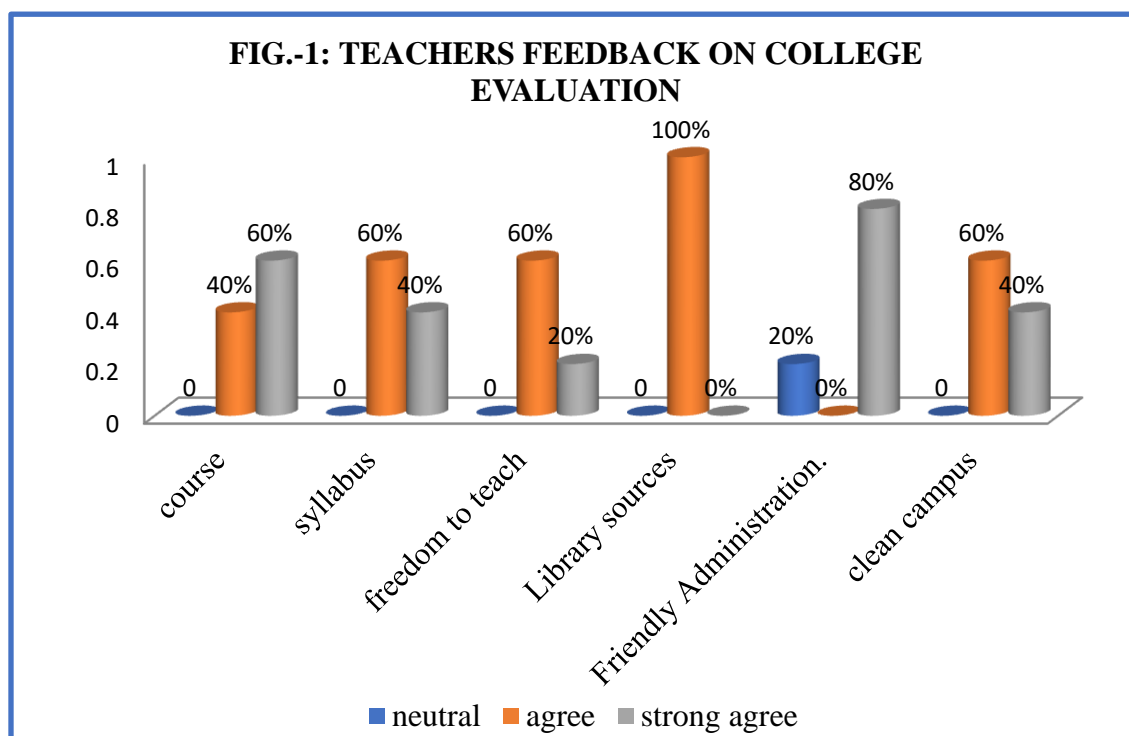


Figure-1 represents ranges between 20 to 80 percent teachers of BBA (CA) strongly agree and 40% to 100% percent teachers satisfactory on overall college facility and they opined that the campus is clean and well maintained. There are 100 percent teachers who agree to teacher

friendly administration in college followed by 60% teachers were strongly agreed about courses and 40% about syllabus. 20% teachers are neutral about friendly administration.

**2) ANALYSIS OF FEEDBACK OF STUDENTS ON TEACHERS' EVALUATION:**

Three students of department of BBA (CA) gave their feedback on Teaching. Feedback is taken on following aspects.

1. Punctuality of Teachers
2. Subject Knowledge
3. Use of Modern teaching aids
4. Linking of subject knowledge with life experience
5. Communication Skill
6. Positive Approach

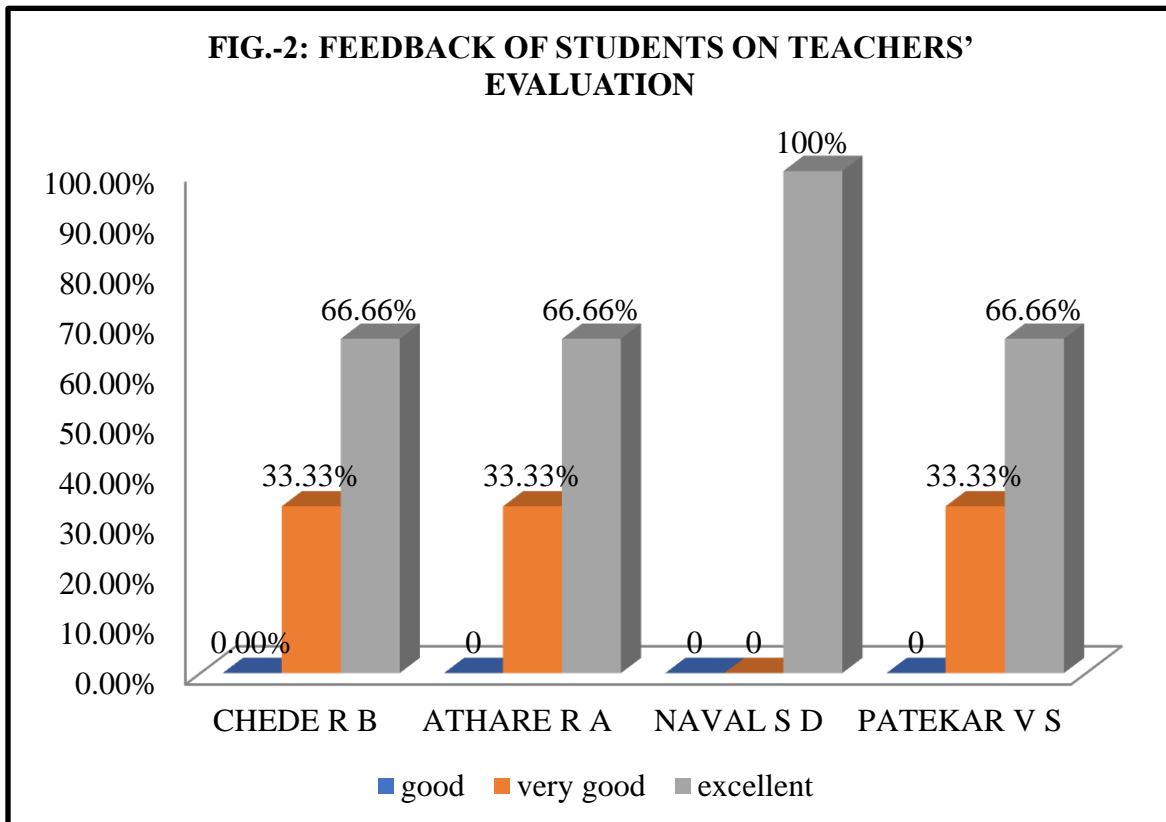


Figure-2 illustrated that, students' feedback on teachers' evaluation on five aspects. Ranges between 33 to 100 percent of students gave excellent score and 33 percent students gave very good feedback for considered aspects for evaluation of teachers .

### 3) ANALYSIS OF FEEDBACK ON PHYSICAL FACILITIES .

Ten students of department of BBA (CA) gave their feedback on college evaluation .

Feedback is taken on following aspects .

1. Infrastructure
2. Parking
3. Drinking Water Facility
4. Sanitation Facility

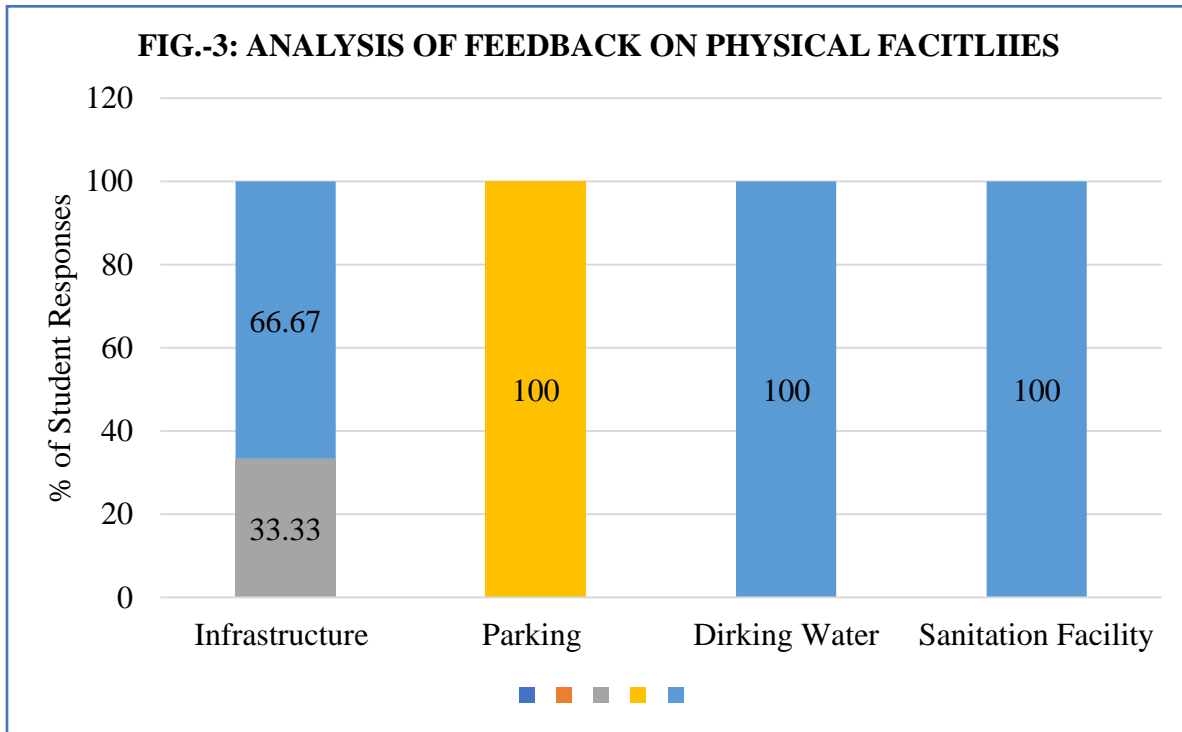


Figure-3 illustrated that, students' feedback on physical facility on four aspects. Ranges between 67 to 100 percent of students gave excellent score to Sanitation, drinking water and infrastructure facilities . 100 percent students gave very well gave very good score for parking facility .

#### 4) ANALYSIS OF PARENTS FEEDBACK ON OVERALL COLLEGE :

Parents of six students of department of BBA (CA) gave their feedback on overall college evaluation . Feedback is taken on following aspects

1. College Campus
2. Admission Process
3. College Time
4. Drinking Water facility
5. Library Facility
6. Canteen Facility
7. Discipline
8. Teaching Staff
9. Administrative Staff

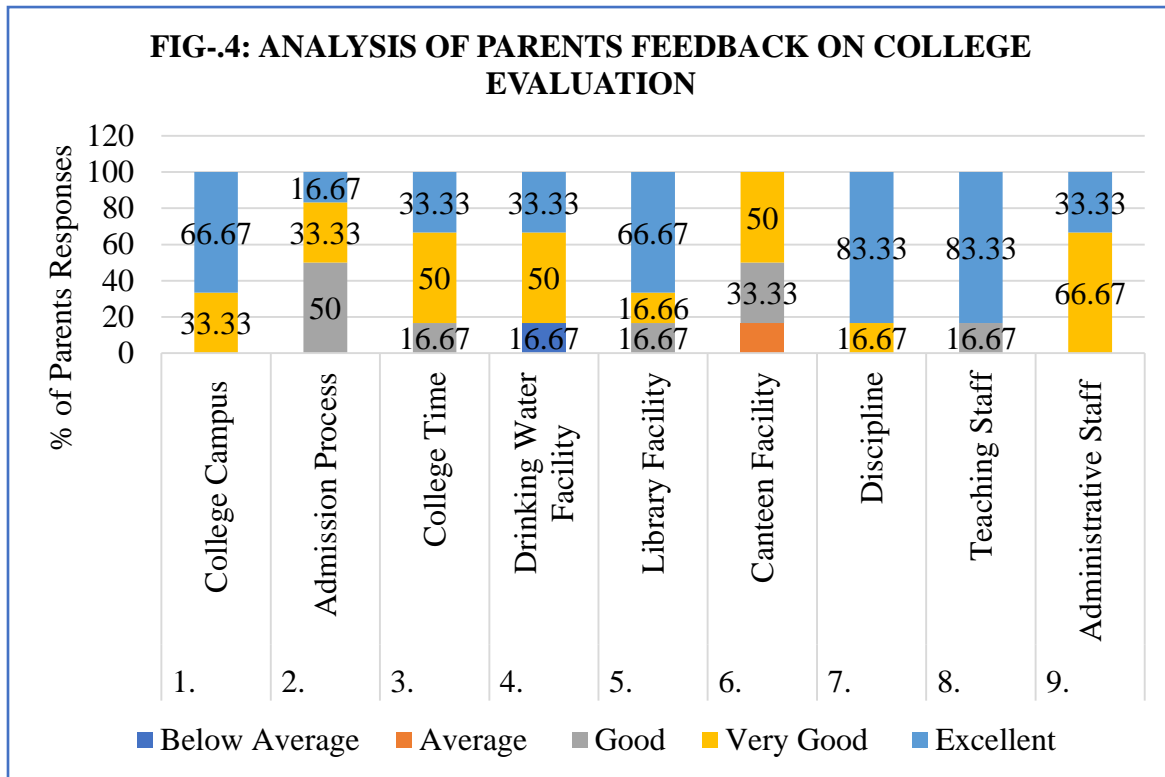


Figure-5 indicated parents' feedback about college evaluation on nine aspects . Ranges between 17 to 83 percent of parents gave excellent score, 17 to 67 percent parents gave very

good and 17 to 50 percent parents gave good score for considered aspects for college. Figure suggested that, there is need to improvement in drinking water facility.

**5) ANALYSIS OF ALUMNI FEEDBACK ON COLLEGE EVALUATION:**

Four Alumni of department of BBA (CA) gave their feedback on overall college evaluation. Feedback is taken on following aspects

1. Course that Alumni have Learned
2. Infrastructure and Lab Facility
3. Method of Teaching
4. Library Collection
5. Educational Resources
6. Admission Process

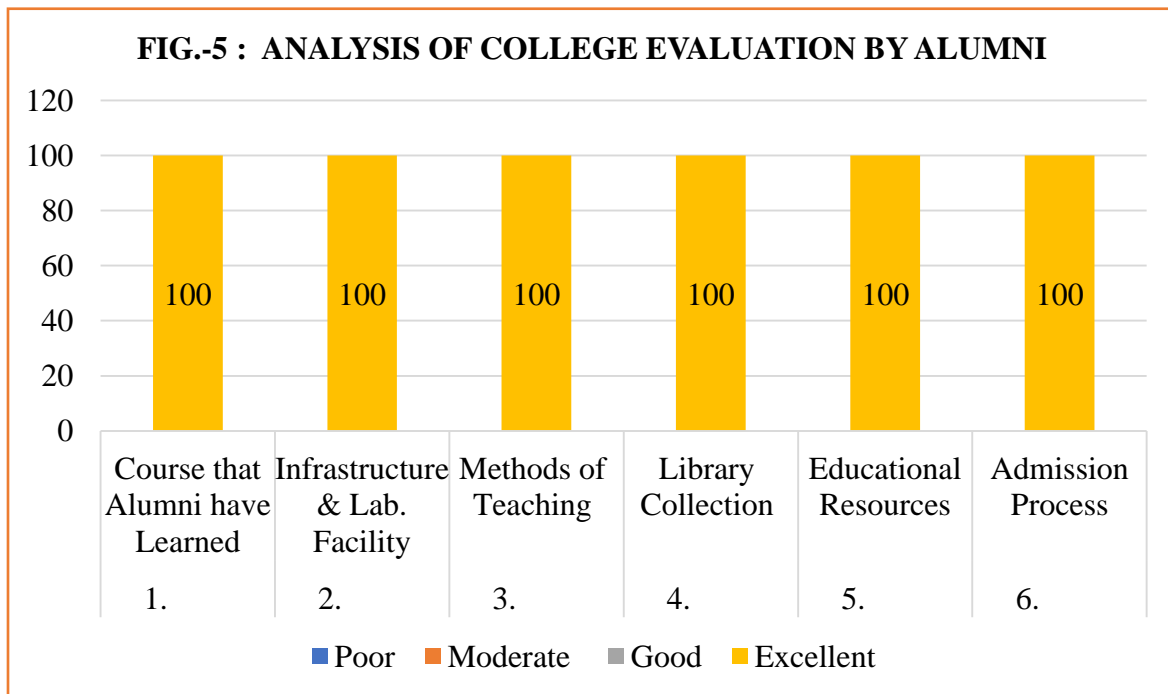


Figure-5 presents alumni feedback of college evaluation on six aspects. There are 100 percent parents of BBA students gave excellent score for considered six aspects of college.

**SAMPLE FEEDBACK ANALYSIS**  
**3.4: Department of Chemistry**  
Academic Year: 2021-22

**1) ANALYSIS TEACHERS FEEDBACK ON COLLEGE EVALUATION:**

Nine teachers of department of Chemistry gave their feedback on overall college evaluation .

Feedback is taken on following aspects

1. Balance between course and theory .
2. Ability of subjects to increase interest in teaching and subject area .
3. Freedom to adopt new techniques and strategies in teaching .
4. Library sources .
5. Teacher Friendly Administration .
6. Campus is clean and well maintained

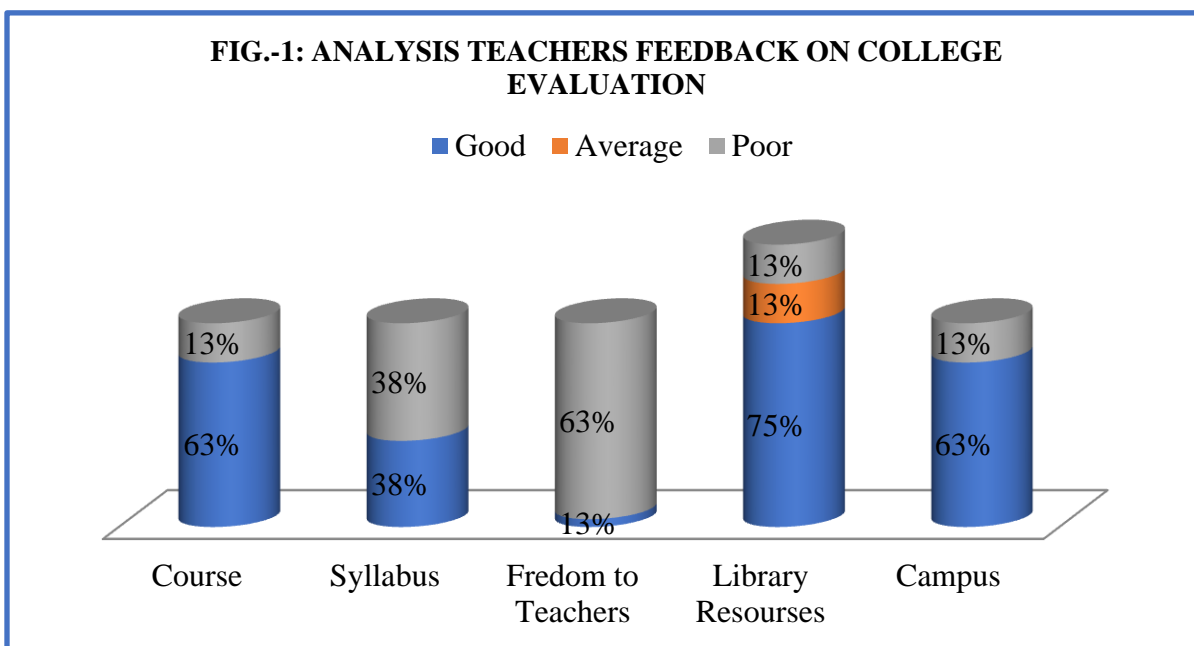


Figure-1 clearly indicates that, there are 13 to 75 percent teachers of Chemistry assigned good score to the college . Library resource shows that 75 percent teachers are satisfactory good score on available resources in college . Poor score given by 13 to 63 percent teachers mainly to

freedom to teachers, syllabus and courses . therefore, there is need of improvement in said aspect .

## 2) ANALYSIS OF FEEDBACK OF STUDENTS ON TEACHERS' EVALUATION

Thirty-four students of department of Chemistry gave their feedback on Teaching . Feedback is taken on following aspects .

1. Punctuality of Teachers
2. Subject Knowledge
3. Use of Modern teaching aids
4. Linking of subject knowledge with life experience
5. Communication Skill
6. Positive Approach

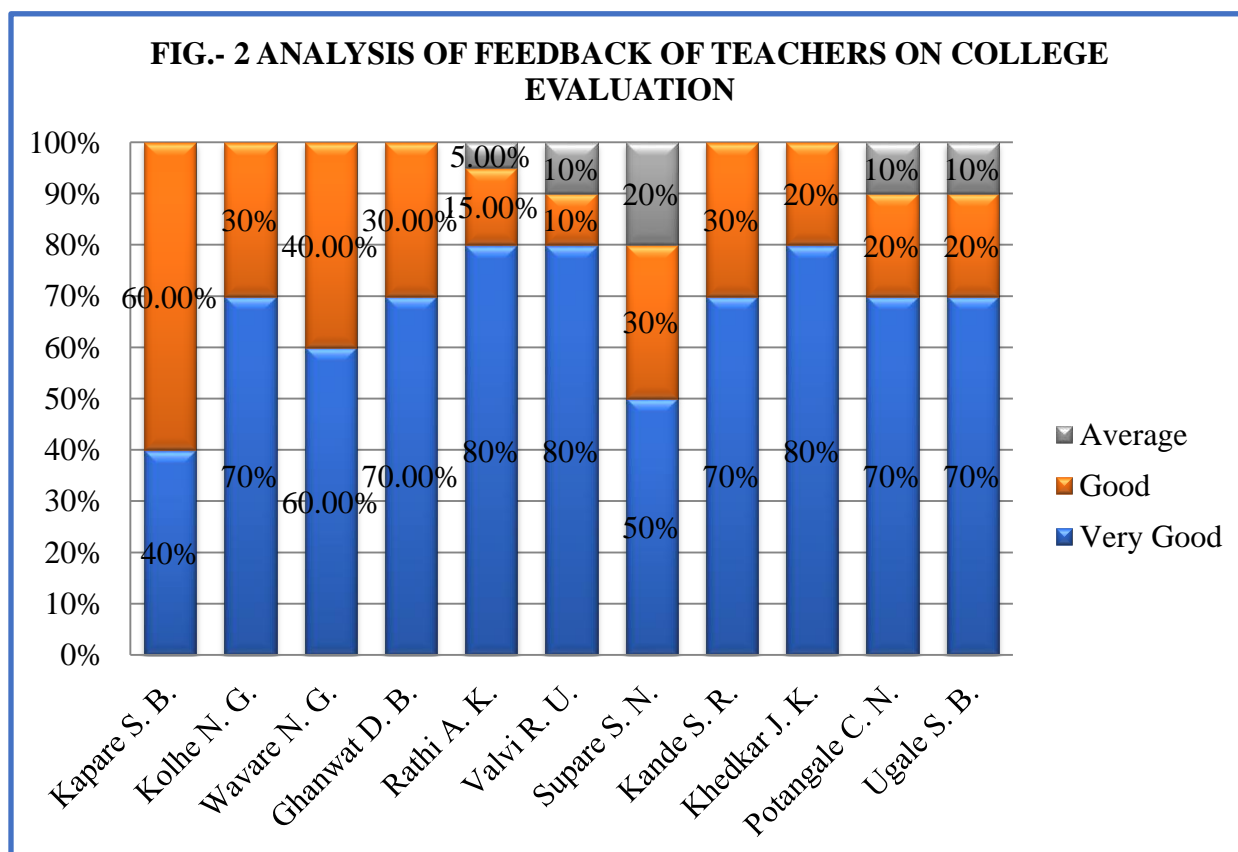


Figure-2 clearly indicate that, there are 40 to 70 percent students of Chemistry assigned very good score and to the eleven teachers of Chemistry and 10 to 60 percent students gave good score to eleven teachers of Chemistry .

### 3) ANALYSIS OF FEEDBACK ON PHYSICAL FACILITIES :

Ten students of department of Chemistry gave their feedback on college evaluation .

Feedback is taken on following aspects .

1. Infrastructure
2. Parking
3. Drinking Water Facility
4. Sanitation Facility

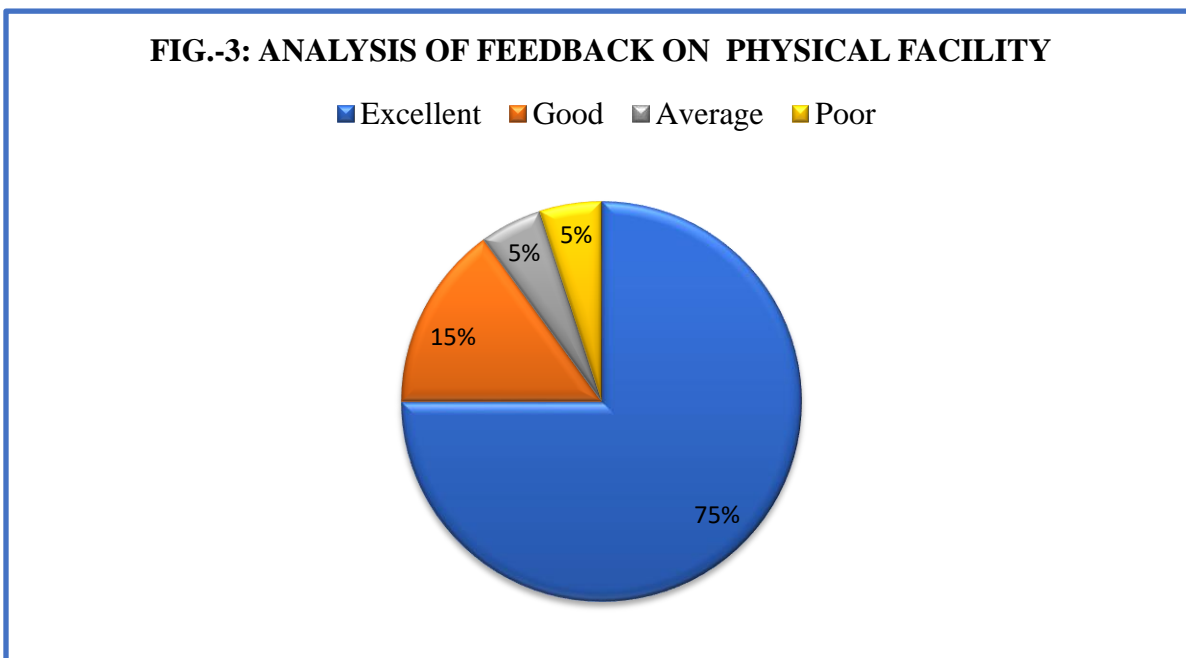


Figure-3 summarised that, about 75 percent students of Chemistry assigned excellent score to the physical facility available in the college . About 15 percent students gave good score and 5 percent students have scored average to physical facilities . Only 5 percent students were not satisfactory and assigned poor score to physical facilities .

### 4) ANALYSIS OF PARENTS FEEDBACK ON OVERALL COLLEGE :



Parents of 10 students of department of Chemistry gave their feedback on overall college evaluation . Feedback is taken on following aspects

1. College Campus
2. Admission Process
3. College Time
4. Drinking Water facility
5. Library Facility
6. Canteen Facility
7. Discipline
8. Teaching Staff
9. Administrative Staff

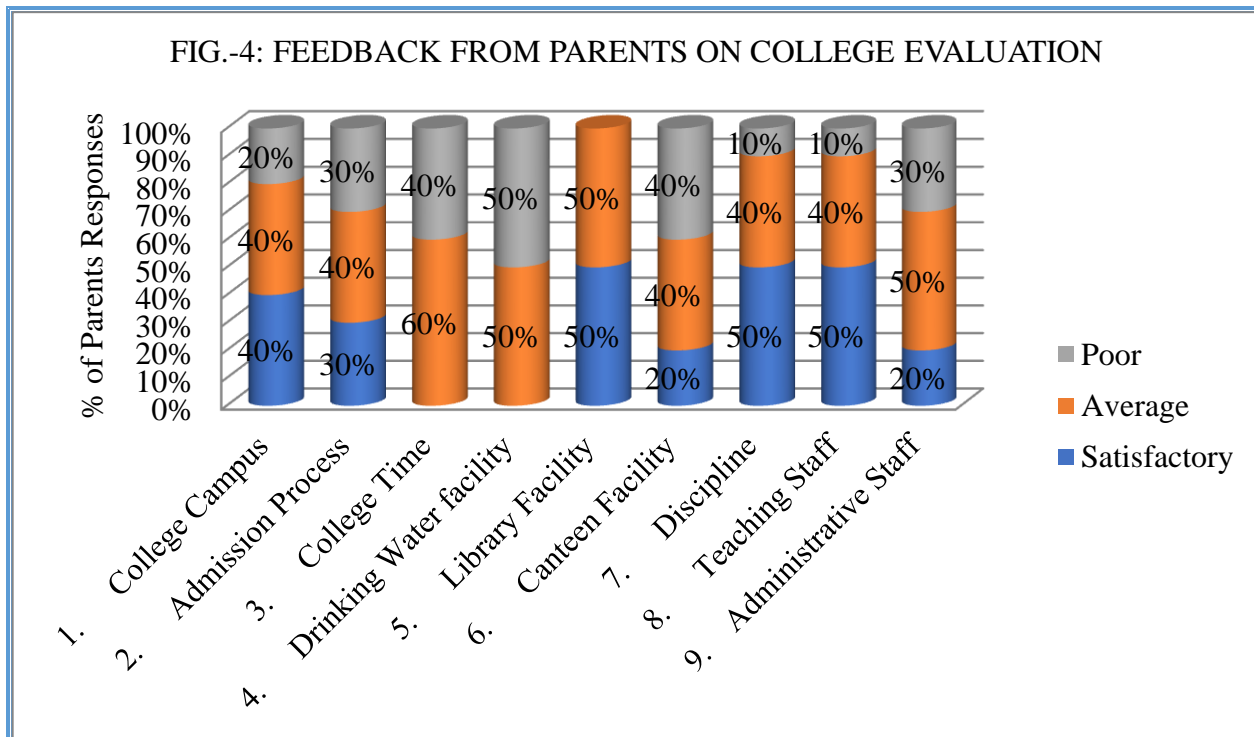


Figure-4 clearly indicate that, 20 to 50 parents are satisfactory, ranges between 40 to 60 percent gave average marks to college . Drinking water facilities and canteen facility needs to be improved .

## 5) ANALYSIS OF ALUMNI FEEDBACK ON COLLEGE EVALUATION :

Ten Alumni of department of Chemistry gave their feedback on overall college evaluation .

Feedback is taken on following aspects

1. Course that Alumni have Learned
2. Infrastructure and Lab Facility
3. Method of Teaching
4. Library Collection
5. Educational Resources
6. Admission Process

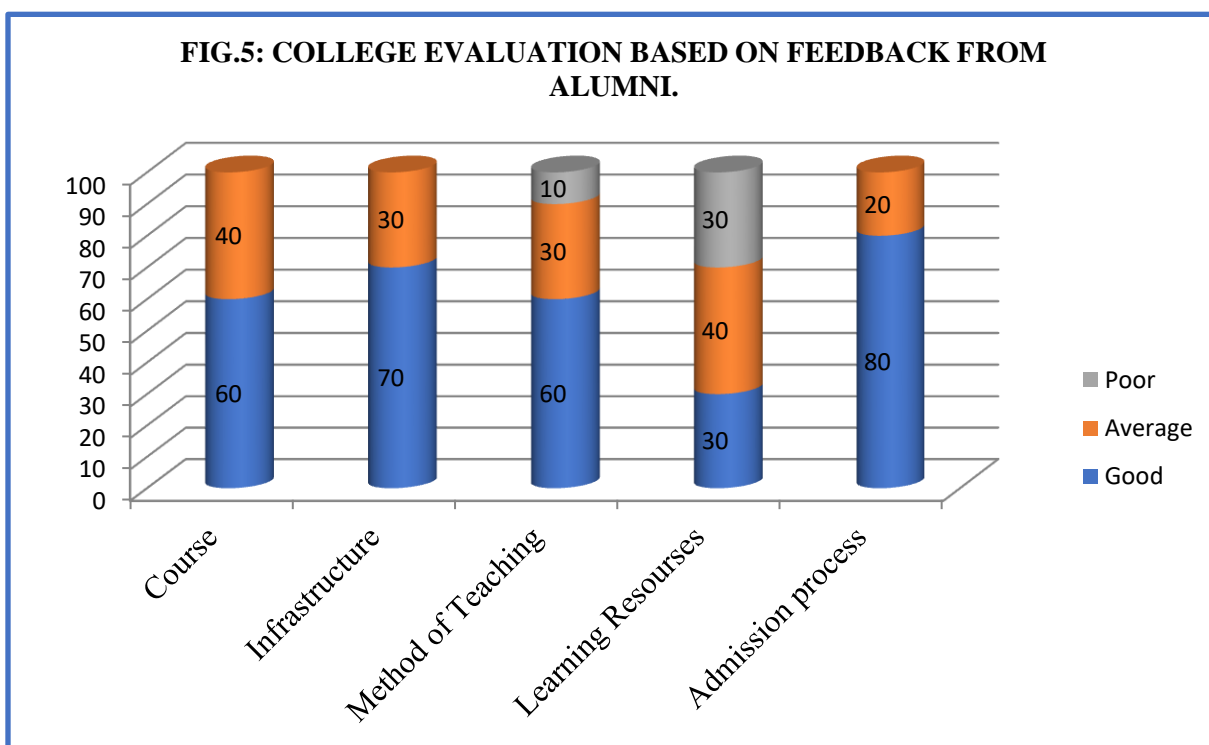


Figure-5 clearly illustrated that, 30 to 80 percent alumni who feels that college is good, ranges between 20 to 40 percent alumni gave average marks to college for considering six aspects .

**SAMPLE FEEDBACK ANALYSIS**  
**3.5: Department of Computer Science (B . CS . )**  
**Academic Year : 2018-19**

**1) ANALYSIS OF TEACHERS FEEDBACK ON COLLEGE EVALUATION**

Eight teachers of Computer Science department gave their feedback on overall college evaluation . Feedback is taken on following aspects

1. Infrastructure Facility
2. Sanitation (Toilet /Washroom are clean and properly maintained)
3. Classroom cleaning
4. Library Facility
5. College freedom to adopt techniques

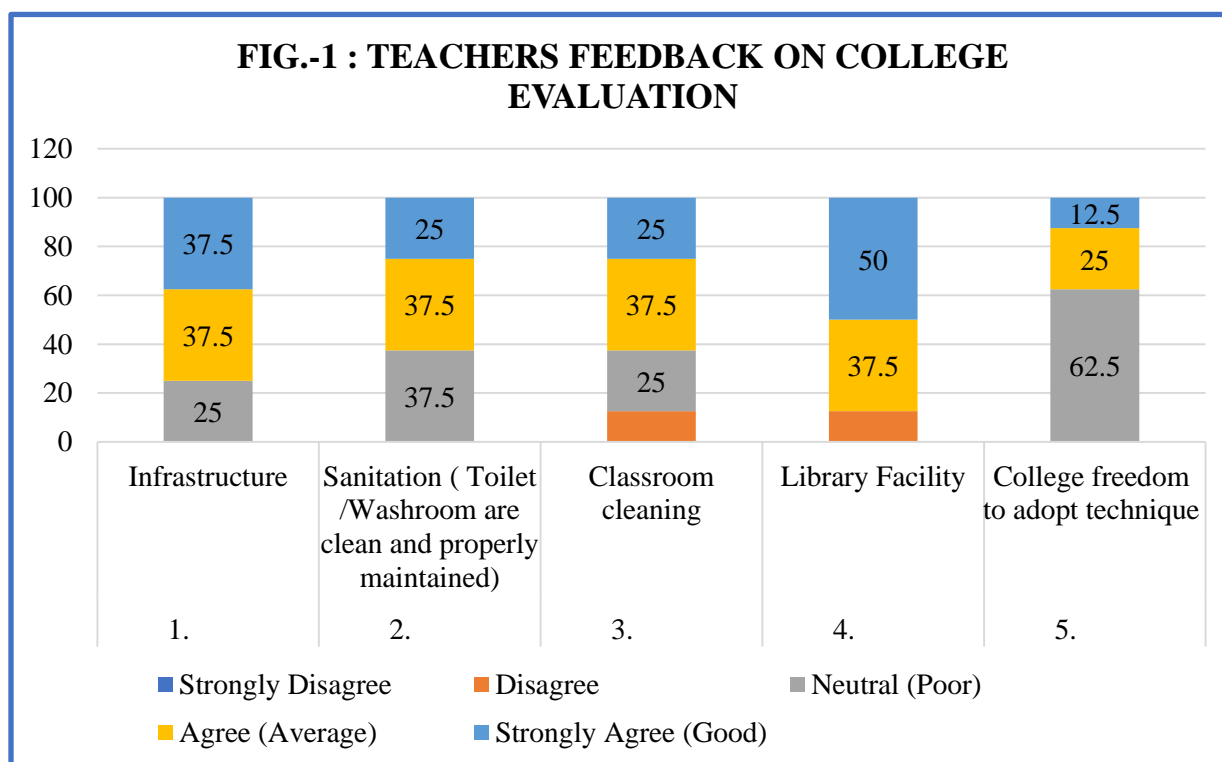


Fig. 1 indicated that, between 12 to 38 percent teachers were strongly agree and 25 to around 38 percent teachers were agreeing to considered five aspects for college evaluation . Between 25 to around 62 percent teachers are neutral for infrastructure, sanitation, classrooms cleaning and college freedom to adopt technique

## 2) ANALYSIS OF STUDENTS FEEDBACK ON TEACHERS

Eighteen students of Computer Science department gave their feedback on eight Teaching faculty . Feedback is taken on following aspects .

1. Punctuality of Teachers
2. Subject Knowledge
3. Use of Modern teaching aids
4. Linking of subject knowledge with life experience
5. Communication Skill
6. Positive Approach

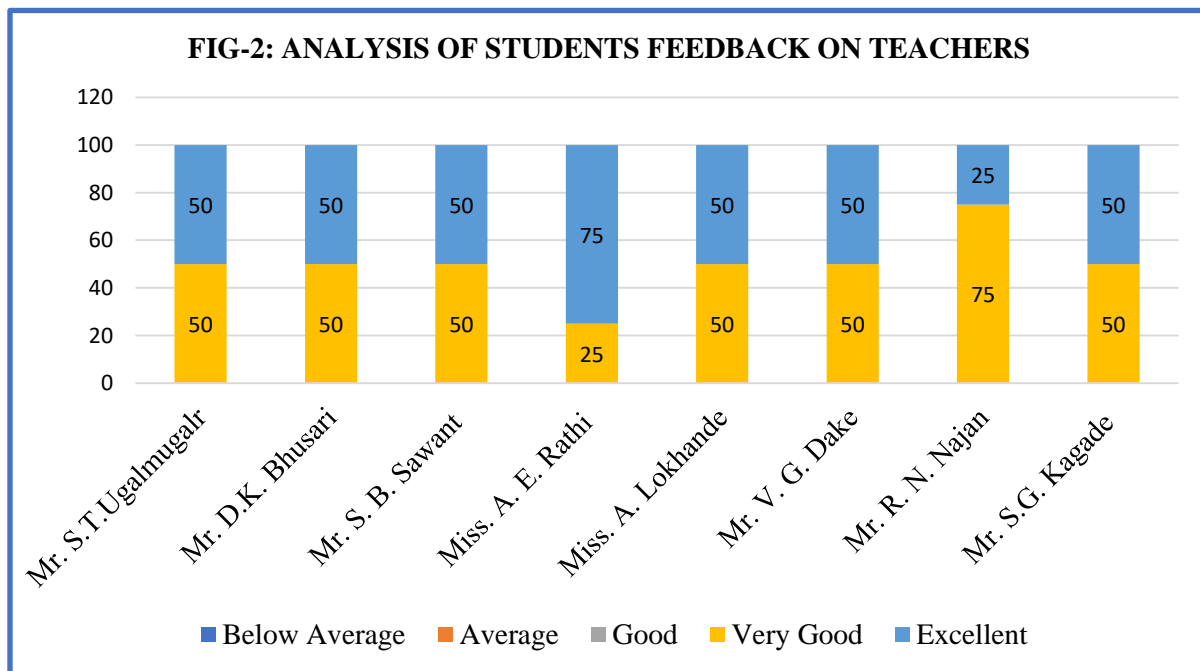


Fig. -2 indicated that, ranges between 50 to 75 percent students assigned excellent and very good score to all teachers in terms of punctuality of teachers, subject knowledge, use of modern teaching aids, linking of subject knowledge with life experience, communication skill and positive approach . According to 75 percent student Miss A. E. Rathi is excellent teacher and according to 25 percent student Miss A. E. Rathi is good teacher .

### 3) ANALYSIS OF STUDENTS FEEDBACK ON PHYSICAL FACILITY

Six students of Computer Science department gave their feedback on college evaluation .

Feedback is taken on following aspects .

- 1) Infrastructure
- 2) Library Facility
- 3) Parking
- 4) Drinking Water Facility
- 5) Sanitation Facility

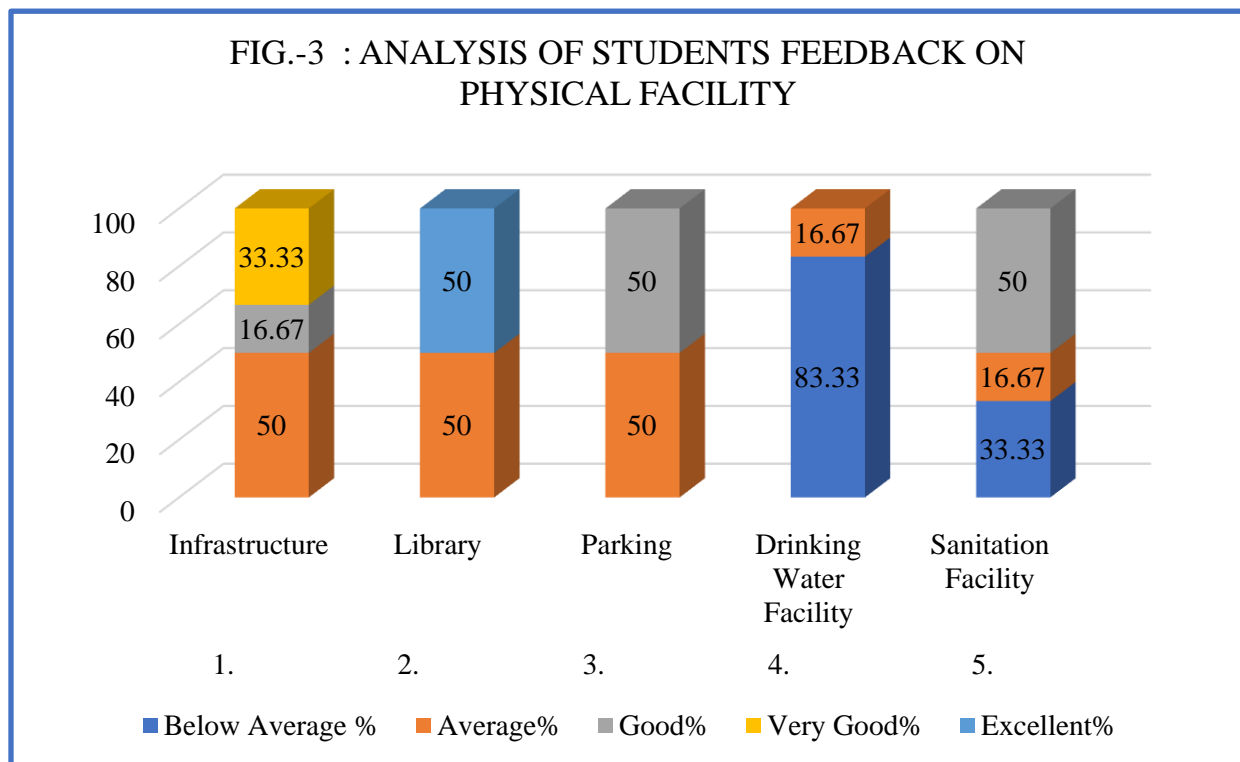


Fig. -3 shows that, 50 percent students assigned average to each infrastructure, library and parking and 50 percent students assigned good score to parking and sanitation facilities . About 33 percent students says very good infrastructure of college . About 50 percent students assigned excellent only to library facility . Above fig.3 suggests that drinking water and sanitation facilities to be improve by college .

#### 4) ANALYSIS OF PARENTS FEEDBACK ON OVERALL COLLEGE

Parents of ten students of department of Computer Science gave their feedback on overall college evaluation. Feedback is taken on following five aspects

1. College Campus
2. Admission Process
3. Teaching Staff
4. College Timing
5. Discipline

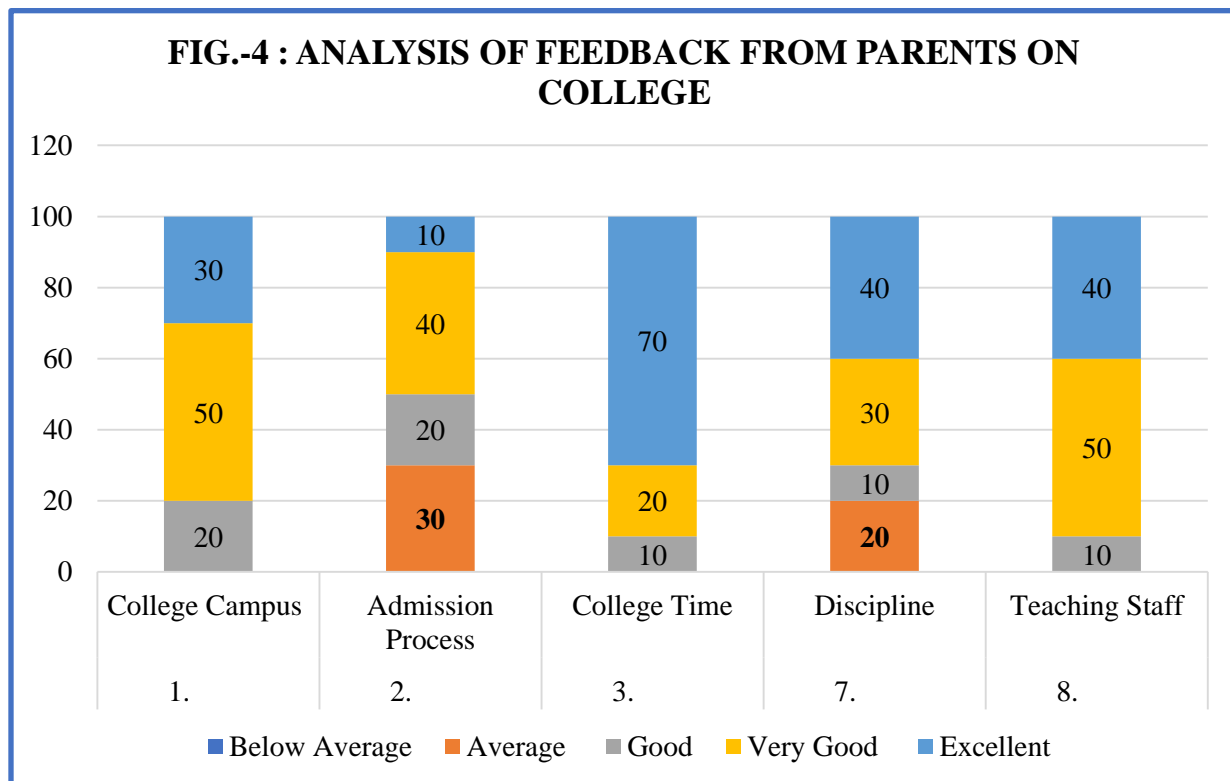


Fig. -4 shows that, 10 to 70 percent parents assigned excellent score to four aspects under consideration in the college. Ranges between 30 to 50 percent parents assigned very good score to facilities available in the college. According to 30 percent parents the admission process of college requires improve.

## 5) ANALYSIS OF ALUMNI FEEDBACK ON COLLEGE EVALUATION

Five Alumni of department of Computer Science gave their feedback on overall college evaluation . Feedback is taken on following aspects

1. Course that Alumni have Learned
2. Infrastructure and Lab Facility
3. Method of Teaching
4. Library Collection
5. Educational Resources
6. Admission Process
7. Overall Rating

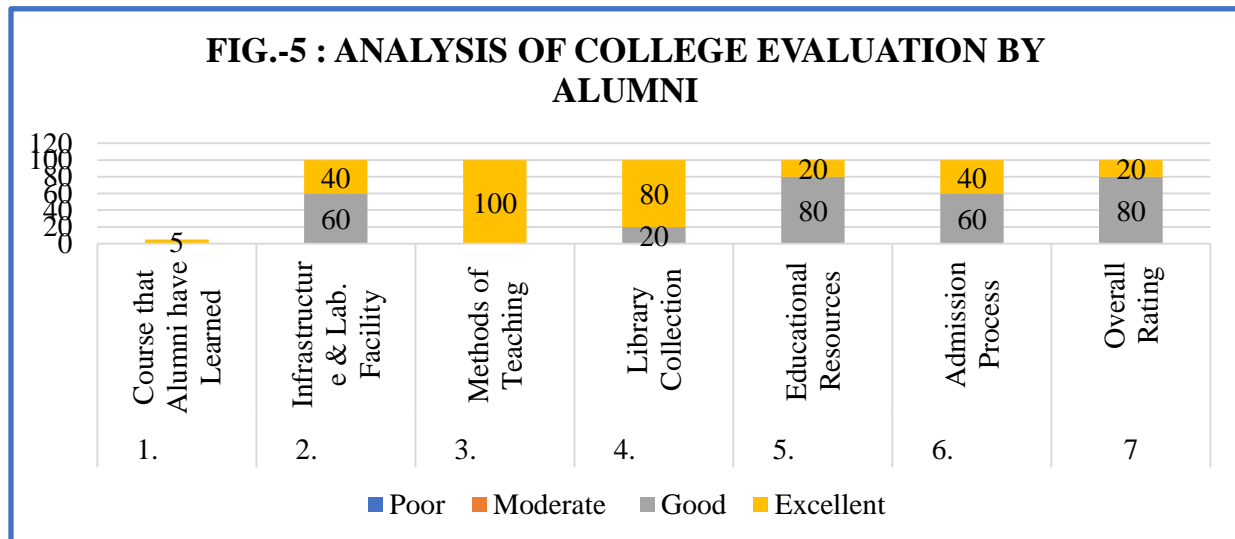


Fig. -5 shows that, 20 to 100 percent alumni assigned excellent score to considered six aspects of the college, whereas 20 to 80 percent alumni assigned good score to the considered five aspects . Considering overall rating of considering aspects of college, it is proved from fig-5 that, 20 percent alumni assigned excellent score and 80 percent alumni assigned good to all over facilities available in college .



**PRINCIPAL**  
New Arts Commerce & Science College  
Shevgaon, Dist. Ahmednagar